



Faculty_New
Year
Academic Unit

Eng & Phys Sciences
2016/17
ECS

Responses
364

Responses %
60.6%

Total in Cohort
601

Positive Employment %
99.3%

Click Me for Additional Filters

Year

- 2011/12
- 2012/13
- 2013/14
- 2014/15
- 2015/16
- 2016/17**

New Faculty

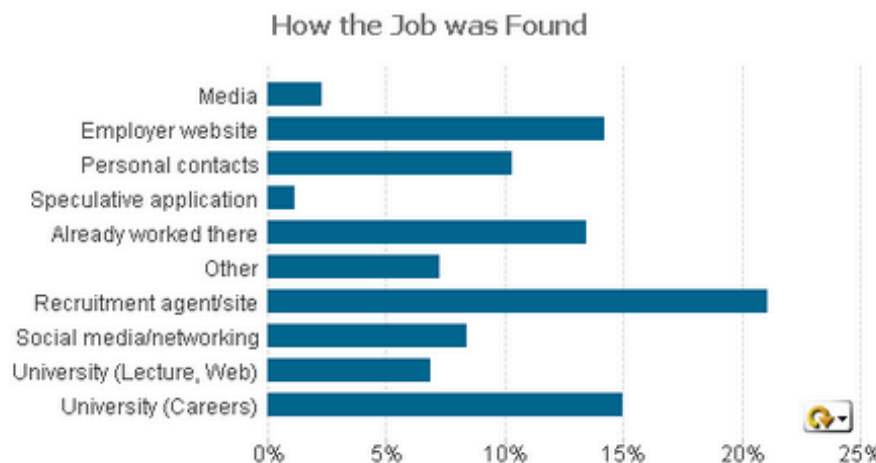
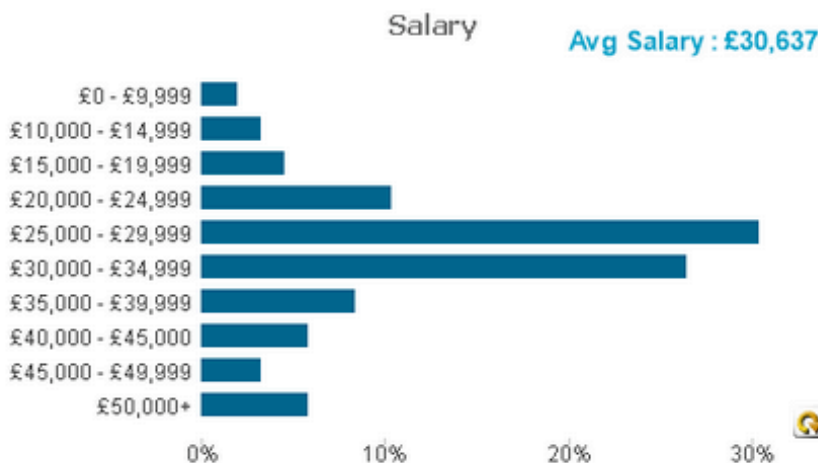
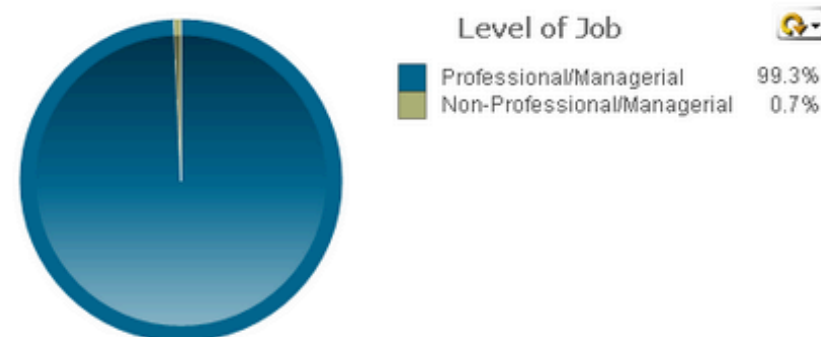
- Arts & Humanities
- Eng & Phys Sciences**
- Env & Life Sciences
- Medicine
- Social Sciences

Old Faculty

- Business, Law & Art
- Engineering & the Env
- Health Sciences
- Humanities
- Medicine
- Natural & Env Sciences
- Physical Sci & Eng
- Social, Human & Math

Academic Unit

- ECS**
- Chemistry
- FEE Acoustical Eng
- FEE Aerospace Eng
- FEE Audiology
- FEE Civil & Env Eng
- FEE Education Hub
- FEE Energy
- FEE Maritime Eng
- FEE Mechanical Eng
- ORC
- Physics & Astronomy
- Archaeology
- Art
- Biological Sciences
- Business
- Cancer Sciences



Most Common Job Roles

Programmers and software development professionals	95
Engineering professionals n.e.c.	38
Higher education teaching professionals	14
Design and development engineers	14
Natural and social science professionals n.e.c.	14

Industry Description

Computer programming activities	34
Tertiary education	31
Manufacture of electronic components	28
Other information technology and computer service activities	15
Information technology consultancy activities	14

Job Title

Software Engineer	28
Software Developer	11
Graduate Engineer	9
Engineer	5
Data Scientist	5

Employer Names

University of Southampton	10
ARM	9
Amazon	4
Deloitte	4
Dyson	4

Responses
364

Responses %
60.6%

Total in Cohort
601

Positive Study %
96.0%

Click Me for Additional Filters

Year

- 2011/12
- 2012/13
- 2013/14
- 2014/15
- 2015/16
- 2016/17

New Faculty

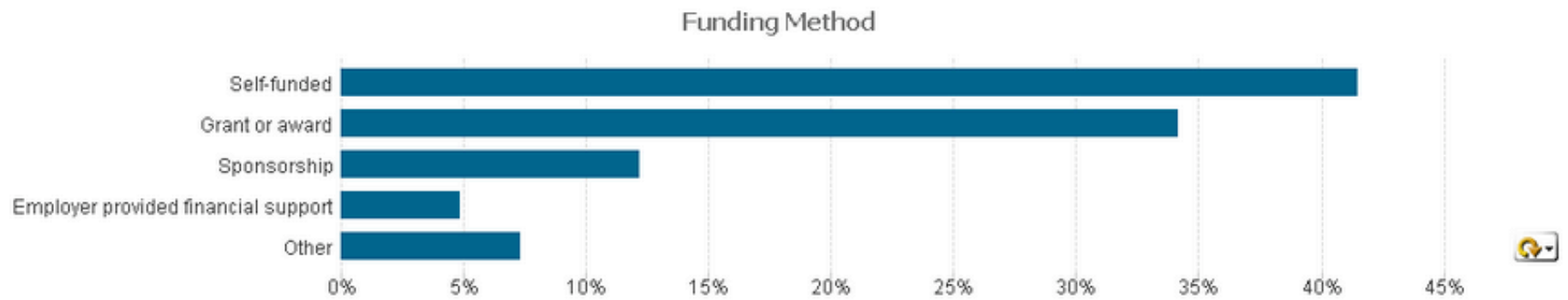

- Arts & Humanities
- Eng & Phys Sciences
- Env & Life Sciences
- Medicine
- Social Sciences

Old Faculty

- Business, Law & Art
- Engineering & the Env
- Health Sciences
- Humanities
- Medicine
- Natural & Env Sciences
- Physical Sci & Eng
- Social, Human & Math

Academic Unit

- ECS
- Chemistry
- FEE Acoustical Eng
- FEE Aerospace Eng
- FEE Audiology
- FEE Civil & Env Eng
- FEE Education Hub
- FEE Energy
- FEE Maritime Eng
- FEE Mechanical Eng
- ORC
- Physics & Astronomy
- Archaeology
- Art
- Biological Sciences
- Business
- Cancer Sciences



Course Name

Course Name	Count
PhD Computer Science	4
PhD Electronic and Electrical Engineering	3
PhD in Electronic and Electrical Engineering	2
PhD in Computer Science	2
MSc Mechatronics	1
M.S. in electrical engineering	1

Name of Institution

Name of Institution	Count
University of Southampton	30
Imperial College London	2
University of Cambridge	2
University of Stanford	1
Bedford College	1
University of Malaya	1

JACS High-Level

JACS High-Level	Count
Computer Sciences	24
Engineering	19
Education	2
Biological sciences	1
Business & administrative studies	1
Mathematical Sciences	1

JACS Description

JACS Description	Count
Computer science	19
Electronic & electrical engineering	7
Electrical engineering	3
Optoelectronic engineering	2
Robotics	2
Management studies	1

Responses **364** Responses % **60.6%** Total in Cohort **601** Positive Employment % **99.3%**

Click Me for Additional Filters

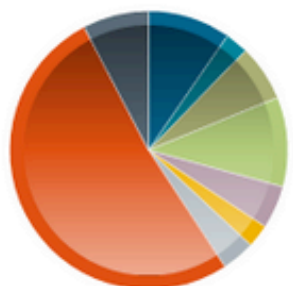
- Year**
- 2011/12
 - 2012/13
 - 2013/14
 - 2014/15
 - 2015/16
 - 2016/17**

- New Faculty**
- Arts & Humanities
 - Eng & Phys Sciences**
 - Env & Life Sciences
 - Medicine
 - Social Sciences

- Old Faculty**
- Business, Law & Art
 - Engineering & the Env
 - Health Sciences
 - Humanities
 - Medicine
 - Natural & Env Sciences
 - Physical Sci & Eng
 - Social, Human & Math

- Academic Unit**
- ECS**
 - Chemistry
 - FEE Acoustical Eng
 - FEE Aerospace Eng
 - FEE Audiology
 - FEE Civil & Env Eng
 - FEE Education Hub
 - FEE Energy
 - FEE Maritime Eng
 - FEE Mechanical Eng
 - ORC
 - Physics & Astronomy
 - Archaeology
 - Art
 - Biological Sciences
 - Business
 - Cancer Sciences

Main Reason for Taking Job



Reason	Percentage
Best job offer received	9.6%
Only job offer received	2.7%
See if I would like the work involved	6.5%
Gain and broaden experience	10.4%
It was in the right location	5.0%
Job was well-paid	2.7%
Earn a living/pay off debts	3.8%
Fitted career plan/type of work wanted	51.5%
Opportunity to progress in organisation	7.7%

Employment Basis



Employment Basis	Percentage
Permanent or open-ended contract	65.3%
Fixed-term contract (12 months or longer)	22.4%
Fixed-term contract (less than 12 months)	3.2%
Self-employed/freelance	3.2%
Starting up own business	1.4%
Temping (including supply teaching)	0.4%
Other	1.4%
Internship/Placement	1.8%
Zero hours contract	0.7%

- Requirement of Qualification
- Most Important Aspect of Qualification

Requirement of Qualification



Requirement	Percentage
Yes formal requirement	61.5%
No	11.1%
Don't know	1.5%
Yes gave me advantage	26.0%

- Employed as Teacher
- Seeking Teaching Role

No data to display

- HE Experience - Work
- HE Experience - Business

HE Experience - Work



Experience Level	Percentage
Very well	36.8%
Well	53.1%
Not very well	4.5%
Not at all	0.6%
Can't tell	5.0%

- School Funding Type
- Teaching Phase

No data to display