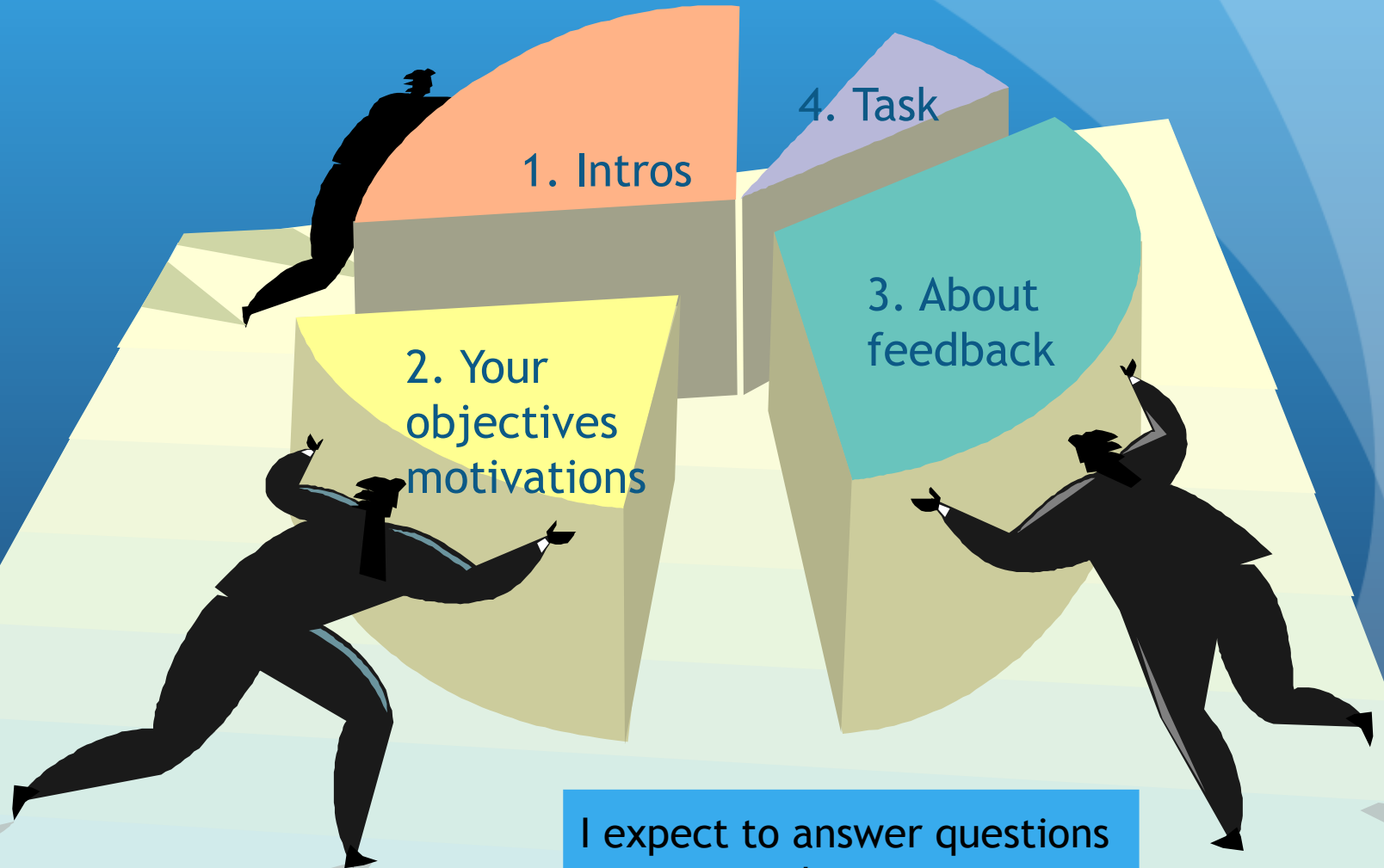




# The Plan today



I expect to answer questions as they arise

# Intros

- Me, you, the module and us □

# Intros: me and you?

## Me? Your lecturer


- Dr Su White
- Academic in ECS
- saw@ecs.soton.ac.uk
- Researcher in Web and Internet Science - ECS
- Member of CITE



What about you?

Why I am here

# Intros: Why We are here



Each week we will  
rehearse part of  
the portfolio

## Routes to success!

- It's a module
- You have coursework
- This is the lecture series
- I want to make it useful

# The process

Portfolio

A task to help you

- Answer specific questions
- Reflect on your answers
- Evaluate your motivations

# Intros: The big picture

# Your Task...

About 24  
working days  
to the  
deadline

## Sustaining Success



Name:

Proposed degree programme:

Is this the first time you have taken the foundation year?

**Limit this document to five pages.**

**Please hand in simple printed sheets stapled together**


**\*\*\* Do not bind or put into special folder \*\*\***

**Complete all five sections**

**You will only receive a mark if you attend your interview**



# Intros: Look at the Portfolio



# Intro Portfolio

- Look at your handout
- Why would you put in the sections?

Intros: what you have to think  
about

# Intros:

What we will do


Weeks 1-5

- For first three week
  - will rehearse thinking
  - provide ideas for each section
- Last two weeks of term
  - Handin your portfolio - 6th March 2013
  - Individual recorded interview according to schedule



Remember  
no handin  
no interview  
no mark

# Intros: each section



# Where to find stuff: Blackboard

# Where to find stuff: Edshare

# Your objectives

- More about why you are here...



# Your formal objectives:

The module - Sustaining Success


Three portfolio components

- Getting Started in Higher Education ✓
- Making Progress ✓
- Sustaining Success: NOW

# Bigger Objective

- Successfully complete the foundation year
- Gain a brilliant degree
- Secure the future of you choice/dreams

# Objectives (task)



Ambition,  
desire, need,  
want....

- Identify your own objectives

Think for a moment...

What do you want to achieve?

- Should relate to why you are here :-)

- ✓ Today

- ✓ Tomorrow

- ✓ This semester, year,

- ✓ During the life of your degree

# About Feedback

How do we get it?  
How? When? So What?

# Varieties of Feedback: Full Brain?



# Think about this module (RTS)

What have you done?

What have \*you\* achieved?

Q How do you rate it so far?

- a. Obviously useful
- b. Surprisingly useful
- c. Still not sure
- d. Don't think it is helping

# Reflection and Feedback 1

True or False?

You can only get feedback on your work from the lecturers or demonstrators



# reflection and feedback 2

How can you get feedback from an exam?

Choose any which apply

- a. Listen to the general feedback on how we all did
- b. Think about how I did
- c. Talk to fellow students about how we did
- d. Read and analyse at my marked





# exams

- Remember
  - Think back
  - Before your exam
  - Make a note now...
- TODAY - Think back
  - Reflecting on your exam performance
  - As you are thinking about it today...
  - Make a note

# Your Tasks

Some things for you...  
And the portfolio ;-)

There is no lecture next week, but complete the tasks as outlined

## Progress Review

Think about your progress so far this year

- What will you continue?
- What will you modify?
- What will you stop?

## Activities

Read all of the W1 Edshare notes

Complete the self evaluation quiz

Watch the video

Read each section of the portfolio and sketch in some responses

Thank You :-)



# Essential Activities..

- Think about evidence...
- Where will you get evidence?
- What sort of evidence can you use?
- Watch the video - think about \*your\* education
- Take a look at EdShare - how could you use it to assemble evidence?

# Video: A vision of students today

Swap to web  
browser!  
Linked from  
EdShare



Work by Michael Wesch of Kansas State University - Digital Ethnography Project

# Week 1 resources

- These slides
- The portfolio template
- Portfolio Summary (as handout)
- Feedback from previous years
- A vision of students today (video clip)
- Edshare <http://www.edshare.soton.ac.uk/4686/>